

Datasheet: SEN-3D-CAM MAGNETIC FIELD CAMERA

TRUE high-resolution and high-speed 3D magnetic camera

DESCRIPTION:

SEN-3D-CAM is the World's First True 3D Magnetic Field Camera. It simultaneously measures all three magnetic field components (Bx, By, Bz) using Senis proprietary 3D Hall technology. The camera provides comprehensive and accurate pictures of magnetic fields in three dimensions.

With a spatial resolution of $100\ \mu\text{m}$ and a tiny measurement volume of $27\ \mu\text{m} \times 9\ \mu\text{m} \times 4\ \mu\text{m}$ in each pixel, SEN-3D-CAM offers unprecedented precision in magnetic field measurement. This is particularly important if you need to measure complex fields with high field gradients. With 16,000 pixels, SEN-3D-CAM can acquire a full magnetic image within just 1 second, making it ideal for both inline and offline inspection of magnetic systems.

The direct output of SEN-3D-CAM is in 2D images, with all three field components accurately calibrated. These calibrated images are streamed through a USB-C connection, providing real-time data for analysis and visualization. In addition, the optional Senis 2D Vision Commander Software is available for more sophisticated magnetic image analysis, allowing for advanced magnetic data processing and interpretation.

Experience the future of magnetic field measurement with SEN-3D-CAM, the world's first true 3D magnetic field camera. With its unmatched precision, high acquisition rate, and advanced software options, SEN-3D-CAM is the ultimate tool for magnetic field analysis in research, industry, and beyond. Stay ahead of the curve and unlock new possibilities with SEN-3D-CAM today.




Figure 1: SENIS magnetic field camera SEN-3D-CAM with USB cable output

KEY FEATURES:

- Fast, true and precise 3D magnetic field camera
- Measures all three 3 field components of a magnetic field (Bx, By, Bz)
- Very high magnetic and spatial resolution (16k pixels)
- World's smallest sensitive volume of $27\mu\text{m} \times 9\mu\text{m} \times 4\mu\text{m}$ in each pixel
- High image acquisition rate of 1 image/s




Figure 2: Photos of the instant true 3-axis magnetic field measurements with SEN-3D-CAM

TYPICAL APPLICATIONS:

- Fast, true and precise 3D magnetic field mapping
- Fast, true and precise Inline Inspection
- Fast characterization and quality control of permanent magnets
- Development of magnet systems
- Application in laboratories and in production lines

SPECIFICATIONS:

Sensor	
Sensor Type	Senis 3D Hall,
Data Output	Calibrated true Bx/By/Bz for each individual pixel
Image rate	1 image/s
Pixels	128x128, Field Sensitive Volume: 27 μ m x 9 μ m x 4 μ m in each pixel
Total Active Area	12.8x12.8mm
Software and Communication	
Supply Voltage	5V, through USB connector
Interface	USB 3.0 / RNDIS
Software (optional)	Senis 2D Vision Commander V1.3
Operating System (optional)	MS Windows 7 and later
Magnetic Field	
Calibration ranges	100mT and 500mT
Absolute accuracy	< 1% of full scale
Repeatability	< 0.2% of full scale
Digital resolution	12 bit
Non-orthogonality of magnetic axes	<0.5°
Calibrated temperature range	20-30°C
Minimal measuring distance	300 μ m
Mechanical	
Housing	Rugged lightweight housing with easy mounting option
Total weight	~100 g
Operation temperature range	10°C-50°C, fanless operation

DIMENSIONS:

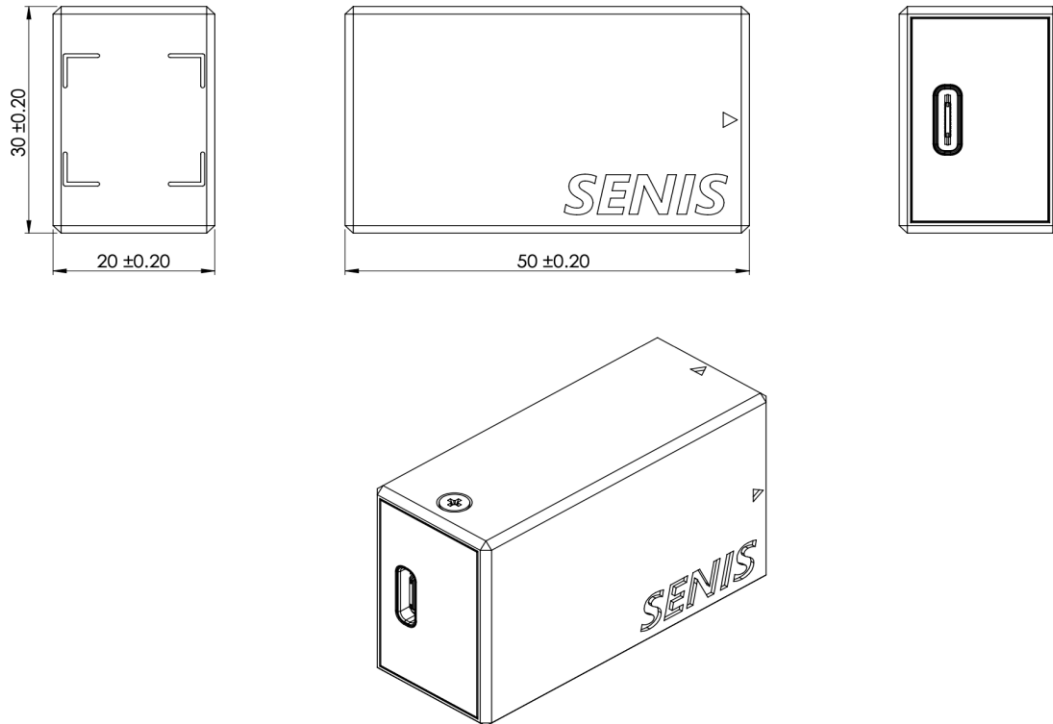


Figure 4: Structure and dimensions of the new MC3 SEN-3D-CAM