

# HIGH PULSE ENERGY TUNEABLE OPO

## LP600 SERIES

The optical scheme of the LP600 series OPO utilises a pair of synchronously turning BBO crystals and a special cavity configuration increasing amplification of the generated radiation. Thanks to these features the LP600 series OPO demonstrate maximum efficiencies even for the models providing low divergence and narrow linewidth.



Thanks to the high conversion efficiency all the specified parameters are realised at relatively low pump radiation intensities which guarantees long-term failure-free operation of all the LP600 models and minimises expenses on their routine maintenance.

The LP600 series OPO ideally suit for applications requiring high pulsed energy in the VIS and NIR spectral region. In case of necessity, the spectral operating range can be easily expanded to the UV with the help of an external second harmonic generator model LG350. This standard module allows to provide continuously tuneable radiation within the range from 210 to 680 nm.

For your convenience the LP600 series OPO can be supplied together with the LQ series pump lasers the parameters of which are specially

optimised for such applications. The pump laser and the OPO are rigidly fixed relative to each other which ensures mobility of the laser system while preserving its modularity.

Upon your request the OPO can be supplemented with a compact spectrometer or wavelength meter to control the current output wavelength and to simplify automation of your measurements.

PC control, compact footprint and modular design of the LP600 series OPO allow to easily integrate them into any complexes or systems especially into systems with space constraints.

## FEATURES

- Tuning range of 410...2500 nm
- UV harmonics up to 210 nm
- Output pulse energy up to 150 mJ
- Low divergence < 2 mrad
- Small footprint

## APPLICATIONS

- Nonlinear spectroscopy
- Nonlinear optics
- Photoacoustic imaging
- LIDAR
- Laser induced fluorescence
- Mass spectrometry
- Raman spectroscopy
- Time resolved spectroscopy

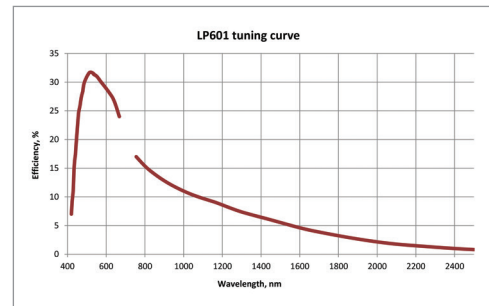
# SPECIFICATIONS \*

Model		LP601	LP603	LP604
Tuning range, nm	signal	410...680	410...710	680...1064
	idler	730...2500	710...2500	1064...2500
	second harmonic <sup>1)</sup>	-	210...420	340...680
Output pulse energy, mJ <sup>2)</sup>	signal	100	90	125
	idler	50	35	75
	second harmonic <sup>1)</sup>	-	15	25
Divergence, mrad <sup>3)</sup>		< 10	< 2	< 2
Linewidth, cm <sup>-1</sup> <sup>4)</sup>		10...100	4...6	6...8
Dimensions (LxWxH), mm:		303 x 206 x 75	343 x 206 x 75	
<b>Pump laser requirements</b>				
Pump wavelength, nm		355	355	532
Max pump pulse energy, mJ		350	350	500
Pulse width, ns		4...12		
Beam quality		MM, without "hot" spot		
Divergence, mrad		< 1.5		

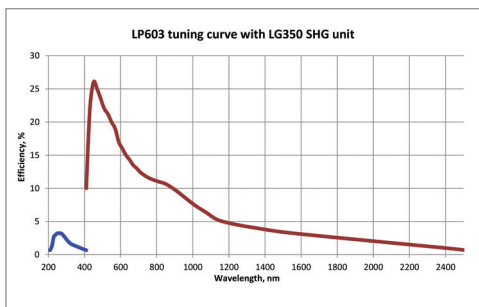
\* Specifications are subject to change without notice.  
 1) With external LG350 SHG unit.  
 2) At tuning curve maximum when pumped by the LQ929B laser.  
 3) For signal wave.  
 4) Depends on output wavelength.

## OPTIONS

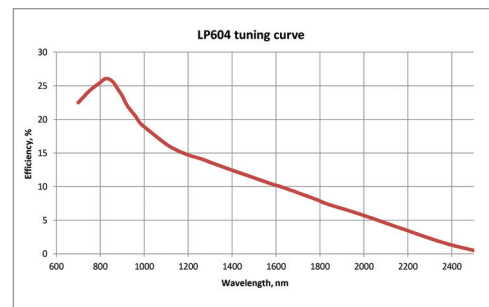
- External wavelength meter
- Optical fiber coupling
- PC control



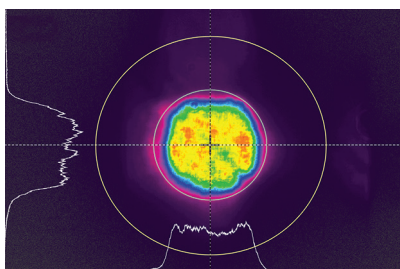
The LP601 typical efficiency curve.



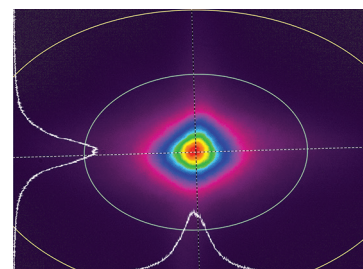
The LP603 typical efficiency curve.



The LP604 typical efficiency curve.



The LP603 typical near-field beam profile.



The LP603 typical far-field beam profile.