



**LaserDec CR200
- Technical Data -**

	CR200	CR200 HP
	<i>Standard</i>	<i>High Performance</i>
IMAGE CONVERTER		
Spectral sensitivity:	1.5µm - 8µm	1.5µm - 8µm
Clear aperture:	Ø=20mm	Ø=20mm
Beam diameter (1/e ²):	1mm - 10mm	1mm - 10mm
Intensity range*:	10W/cm ² - 1.000W/cm ²	15W/cm ² - 1.500W/cm ²
Input power (max):	150W	150W
Effective pixel size:	x=78µm / y=73µm	x=44µm / y=42µm*
CAMERA FEATURES		
Sensor:	CCD	CCD
Resolution:	376 x 288pixel	640 x 482pixel
Bit depth (output):	8Bit	14 Bit
Frame rate:	up to 20Hz	up to 15Hz*
Interface:	FireWire 1394a	FireWire 1394b
Mode:	cw or pulsed	cw or pulsed
SPECIFICATIONS		
Mechanical dimensions (W x H x L):	298mm x 141mm x 76mm	298mm x 141mm x 76mm
Weight:	2.6kg	2.8kg
Electrical requirements:	AC120V/240V; 48 - 63Hz; 285W	AC120V/240V; 48 - 63Hz; 285W
Storage temperature**:	0°C...+60°C	0°C...+60°C
Operating temperature**:	+5°C...+35°C	+5°C...+35°C
Humidity:	20%...80%	20%...80%
Regulations:	CE, RoHS	CE, RoHS

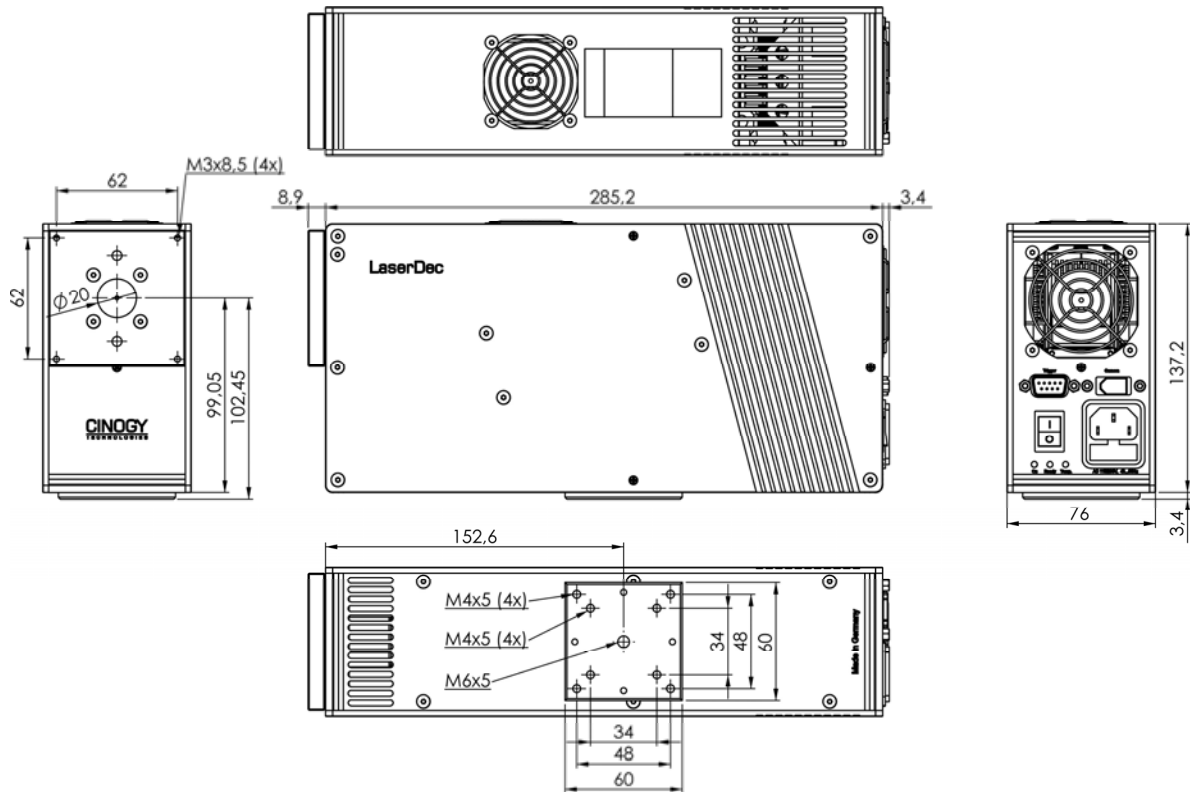
* Different parameters on request

** Without condensation

Design and specification of the described product(s) are subject to change without notice.



**LaserDec CR200
- Dimensions -**

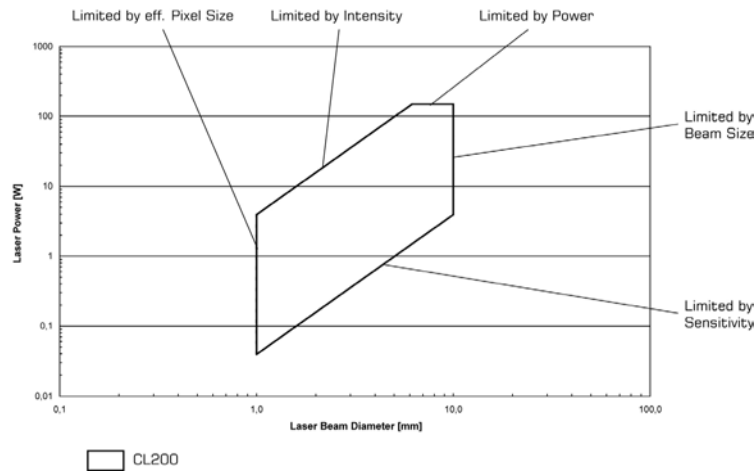




**LaserDec CR200
- Operational Range -**

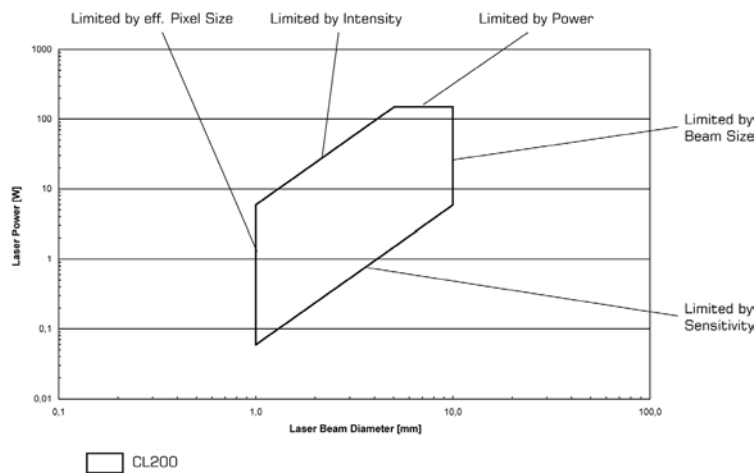
CR200

Operational range of LaserDec CR200



CR200HP

Operational range of LaserDec CR200HP





**LaserDec CR200
- Operational Range -**

Response

